

VIRATOP



AUTOMATIC AIR VENT **INSTALLATION & OPERATION** **INSTRUCTIONS**

📍 Metal İş Sanayi Sitesi 11.Blok No:37/39
İkitelli - İstanbul / TURKEY

☎ 0212 549 57 70

☎ 0212 549 58 48

✉ info@viraisi.com

🌐 www.viraisi.com

ENG

Dear Customer,

Thank you for choosing our ViRATOP, ViRAVENT and ViRACLEAN product that is produced in our facilities with extreme care.

Mission of Vira Isı ve Endüstriyel Ürünler A.Ş. which manufactures with completely domestic capital and its own experience using the highest technology is to be the symbol of quality and reliability by offering the customers products and service in the world standards in an environmental conscious. Contact to Vira Isı ve Endüstriyel Ürünler A.Ş. if you have any problems. Vira Isı ve Endüstriyel Ürünler A.Ş. operation instructions includes specifications, functions, introductory information, operation and maintenance explanations of the appliance.

To use your appliance more efficiently make sure to read the operation instructions before operation.

In some sections of this manual the following signs have been used.

CAUTION : Requires special caution.



WARNING : Must be carried out.

1-General Warnings

- ▲ It can be used for water and water/glycol mixtures (max. %50)
- ▲ Installation and maintenance may only be carried out by a qualified installer
- ▲ Incorrect installation or incompetent use or repairs may render the guarantee invalid.
- ▲ Your product is designed to separate air and/or dirt separators and/or hydraulic balancing tank. So, it must be connected to a heating/cooling system compliant with its power and performance.
- ▲ Touching the product in operation may cause burn.
- ▲ Always contact your installer in case of malfunction
- ▲ Not suited for outdoor use
- ▲ Damage or losses resulting from failures are not included in the guarantee.
- ▲ Guarantee is two years after the date of purchase.

2-Safety Precautions

- Do not use your product for the purposes it is not designed for.
- Do not use your product for drinking water, oil and dangerous or inflammable substances.
- When working on the ViRATOP, ViRAVENT and ViRACLEAN always ensure there is no pressure in the installation and let it cool down.
- Do not use the drain valve for (re) filling Smarttrap.
- Do not use the air drain valve for filling Smartvent.

3-Points That Should be Taken Into Considerations to Use Your Product

- Having the service of the appliance done can be efficient in energy saving.
- Use the proper water your installation.

4-Introduction of Your Products**4.1-Main Functions and Functioning Parts Of Your Products**

ViRATOP : Your product is designed to release the unwanted air and gasses.

The special design float-controlled vent valve.

1/2" male thread connection for pressure testing or remote venting of unwanted.

Long life and strong body.

Sealing Air Cap

The float has enough space to move freely.

System connection 1/2" for vertical installation.

5-Installation

ViRATOP

- ViRATOP should be mounted at the highest point of the system and at any points where air pockets may occur. (Figure 1).
- It is to be installed vertically with the connection at the bottom with 2° gradient. (Figure 2).
- Don't obstruct the air valve and keep valve accessible.
- During the installation if tested with compressed air, a 1/2" cap should be used to shut off air vent and must be removed after the test
- The sealing cap used in purge (air vent) systems is a closing component designed to isolate the air discharge mechanism from the external environment and prevent water, air, and pressurized fluids within the system from escaping. This cap has a seating surface fully compatible with the purge body and performs a critical sealing function that ensures the system operates safely, efficiently, and continuously.

Figure 1

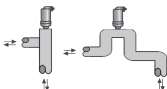
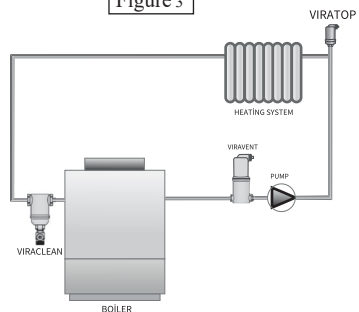


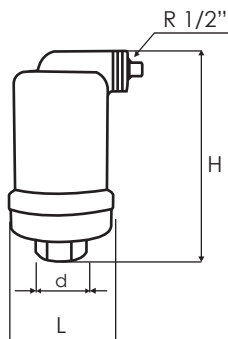
Figure 2



Figure 3



6-Technical Parameters



TYPE	d	H	h	L	R	e	Weight
		mm	mm	mm	mm	inch	kg
ST	1/2"	107	-	58	1/2"	-	0,54
SS	1/2"	107	-	58	1/2"	-	0,64

Note: Vira A.Ş. reserves the right to modify dimensions, material and design without warning.

Working Pressure	: 0-10 bar
Working Temperature	: 0-110 °C
Body	: Nickel coated brass
Float	: Polypropylene
Filters	: Stainless Steel

7-Guarantee

- 2 years after the date of purchase.
- Incorrect installation or incompetent use or repairs may render the guarantee invalid.
- Failures and defects arise from loading, unloading and transportation of the product after delivery to the customer are not included in the guarantee.
- Damage or losses resulting from failures are not included in the guarantee.